Technical Data Sheet

Titanium Clips

Cat.No. 522101-522104



Indication
The titanium ligation clip can be used as a ligation instrument for human tissues and blood vessels in endoscopic and open surgery.

Contraindication
The titanium clip is not applicable for contraceptive operations.
The titanium clip is not suitable for tissues or tubular structures which are not compatible with it.

Feature
The surgical clips are implantable, non-absorbable, and biocompatible, which can stay in the human body for a prolonged time.
Material: Titanium

Specification

Cat.No.	Size	Color	Qty/Box(pcs)
522101	LT-100, S	Blue	120
522102	LT-200, M	White	120
522103	LT-300, ML	Green	120
522104	LT-400, L	Yellow	120

Instruction for Use

1. Pre-requisite
The cartridges are sterilized for operation.
The titanium ligating clips must match with the appropriate clip applicator.
Ensure that the clip applicator is perpendicular to the cartridge surface when inserted into cartridge's bottom, draw out clips smoothly, do not lose when drawing out the clips.

2. Preparation before operation
a) The ligation clips of different specifications are selected according to the operation requirements;
b) The titanium clips have a small packing outer surface. Before use, it shall be cleaned and disinfected by the ethyl alcohol cotton ball and then the lid is opened. The supporting titanium clamp pincer shall be disinfected by the formalin fumigation.

3. Clamping of titanium ligating clips
During the laparoscopic operation, it is used to dissect the Calot triangle, dissociate the ductus cysticus, cystic artery, and intracavity tissues, and open the titanium clamp pincer to clamp the titanium surgical clips.

Titanium Clips

Cat.No. 522101-522104

Precautions

1. Before the titanium hemostatic clip is used, the small packing box shall be inspected, and stop use if the following situations are discovered:
a) There are no disinfection antiseptic marks and warranty period symbol or the warranty period is expired;
b) The small packing box is damaged or the packing box is not sealed;
c) Secondary use.
2. Before use, the outer surface of the small packing box shall be disinfected by the ethyl alcohol cotton ball before opening the lid. The surgical titanium clip applicator is used to clamp the titanium ligating clips, and the titanium ligating clips shall not be used for dipping disinfection or fumigation.
3. The titanium ligating clips shall be kept in the aseptic condition for use as necessary. Once the small packing is opened, it cannot be sealed again. After use each time, the remaining titanium clamps in the opened small packing box shall be abandoned, and shall not be reserved for use, and the used titanium clips cannot be used again.
4. The titanium ligating clips cannot be used along with implants made of other materials.
5. During the use, the specification and size of the selected titanium clamps shall be compatible with the vessels and tissues to be clamped, and the titanium clip applicator and the titanium ligating clips titanium clamp shall be matched.
6. After the titanium ligating the tissue, if the tissue is not firmly clamped or the clamp is broken, it shall be removed immediately and replaced with a new titanium ligating clip for clamping again.

Package

6 Clips/Cartridge, 20 Cartridges/Box, Total 120 Clips/Box

Storage requirement

1. The titanium ligating clips shall not be pressed to avoid damage of the seal packing and deformation of the titanium ligating clips.
2. The ligating clips shall be stored in a well-ventilated, clean room without corrosive gas.

Warranty period

The product should be adequately disinfected with ethylene oxide without the necessity of unpacking or jeopardizing the product.
The product is valid for use up to 3 years.

No.	Symbol	Meaning	No.	Symbol	Meaning
1		COUNTRY AND DATE OF MANUFACTURE	12		BATCH CODE

Titanium Clips

Cat.No. 522101-522104

2		DO NOT REUSE	13		STERILIZED USING ETHYLENE OXIDE WITH ONE STERILE BARRIER SYSTEM
3		CAUTION	14		CONSULT INSTRUCTIONS FOR USE
4		MANUFACTURER	15		USE BY
5	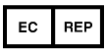	AUTHORISED REPRESENTATIVE IN THE EUROPEAN COMMUNITY	16		DO NOT USE IF PACKAGE I S DAMAGED
6		THE PRODUCT HAS PASSEDCE CERTIFICATION	17		DO NOT RESTERILIZE
7		KEEP DRY	18	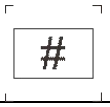	MODEL NUMBER
8		KEEP AWAY FROM SUNLIGHT	19		NON-PYROGENIC
9		CATALOGUE NUMBER	20		HUMIDITY LIMITATION
10		MEDICAL DEVICE	21		STERILIZED USING ETHYLENE OXIDE WITH SINGLE STERILE BARRIER SYSTEM AND PROTECTIVE PACKAGING OUTSIDE
11		UNIQUE DEVICE IDENTIFIER			